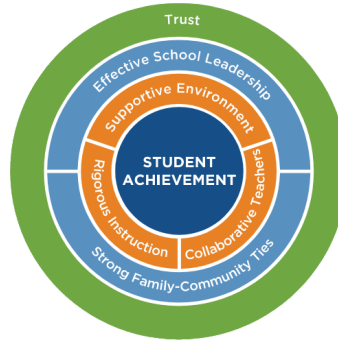




2017-18 School Quality Snapshot BETA
Elementary School

P.S. 015 Roberto Clemente (01M015)

Overall School Ratings



Framework for Great Schools

Research shows that schools strong in the six areas are far more likely to improve student learning.



School Info

General Information

School website: www.ps15.org
 Principal: Irene Sanchez
 Grades served: PK,0K,01,02,03,04,05,SE
 Enrollment: 173
 Shared space: Yes
 Admission methods: Choice School

Student Demographics

Asian: 10%
 Black: 25%
 Hispanic: 60%
 White: 3%
 English language learners: 5%
 Students with special needs: 26%

Staff Experience

Years of principal experience at this school: 7.8
 Teachers with 3 or more years of experience: 63%

Attendance

Student attendance: 94% (City: 93%)
 Students chronically absent: 19% (City: 23%)
 Teacher attendance: 99%

Location



[333 East 4 Street](http://333East4Street.com)
[Manhattan, NY 10009](http://Manhattan,NY10009)
 Phone: 212-228-8730

Parents and Teachers Say...

- 92%** of families say that their school offers a wide enough variety of courses, extracurricular activities, and services to keep their child interested in school
City: 89%
- 95%** of families say that they are satisfied with the education their child has received this year
City: 95%
- 92%** of teachers say that they recommend their school to families seeking a place for their child
City: 84%

Student Achievement

Overall Rating for Student Achievement

Excellent



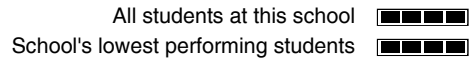
The **Student Achievement** rating looks at this school's State test results, including student growth and performance; how students performed in core courses; and how well students are prepared for middle school.

The overall section rating is a combination of many Student Achievement measures, including those presented here.

Growth on State Tests

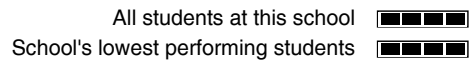
English

How well did this school help students improve on their State English tests?



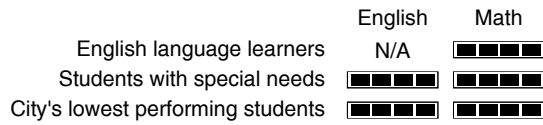
Math

How well did this school help students improve on their State math tests?



Closing the Achievement Gap

How well did this school help different groups of students improve on their State English and math tests?



Passing Courses

Next Level Readiness

93% pass rate by this school's former fifth graders in their sixth-grade classes in math, English, social studies, and science
 Comparison Group: 95%
 District 01: 97%
 City: 95%

Performance on State Tests

English

63% met State standards on the State English test; the average score at this school was 3.2 out of 4.5
 Comparison Group: 40%
 District 01: 55%
 City: 46%

Math

52% met State standards on the State math test; the average score at this school was 3.1 out of 4.5
 Comparison Group: 39%
 District 01: 52%
 City: 47%

Improvement on State Tests

Over the past two years, how did fifth graders' State test scores compare to their scores from when they were in third grade?

English

Third-grade test scores	Fifth-grade test scores
Level 3 or 4	N/A scored 3 or 4 (Comp Group: N/A)
Level 2	N/A scored 3 or 4 (Comp Group: N/A)
Level 1	N/A scored 2, 3, or 4 (Comp Group: N/A)

Math

Third-grade test scores	Fifth-grade test scores
Level 3 or 4	N/A scored 3 or 4 (Comp Group: N/A)
Level 2	N/A scored 3 or 4 (Comp Group: N/A)
Level 1	61% scored 2, 3, or 4 (Comp Group: 17%)

Frequently Attended Middle Schools

Which middle schools did students from this school most frequently attend?

- 33% Tompkins Square Middle School
- 17% Technology, Arts, And Sciences Studio
- 17% School For Global Leaders
- 11% P.S. 188 The Island School
- 6% P.S. 034 Franklin D. Roosevelt

P.S. 015 Roberto Clemente (01M015)

Rigorous Instruction

Overall Rating for Rigorous Instruction

Good



The **Rigorous Instruction** rating looks at how well curriculum and instruction are designed to engage students, foster critical thinking skills, and are aligned to the Common Core.

This section rating combines results from the **Quality Review** and **NYC School Survey**.

Quality Review

How interesting and challenging is the curriculum?



How effective is the teaching and learning?



How well does the school assess what students are learning?



*Quality Review ratings are from an experienced educator who visited and evaluated the school **March 2017**.*

Read the complete [Quality Review Report \(PDF\)](#)

(http://nycenet.edu/OA/SchoolReports/2016-17/Quality_Review_2017_M015.pdf).

School Survey

84% responded positively to questions about Rigorous Instruction

District 01: 83%

City: 83%

Selected Questions about Rigorous Instruction

100% of teachers of all subjects say that they had the resources to include opportunities for reading and writing experiences grounded in evidence from text, both literary and informational

City: 93%

100% of teachers of all subjects say that they had the resources to develop students' conceptual understanding, procedural fluency, and their ability to apply math in context

City: 94%

Collaborative Teachers

Overall Rating for Collaborative Teachers

Excellent



The **Collaborative Teachers** rating looks at how well teachers participate in opportunities to develop, grow, and contribute to the continuous improvement of the school community.

This section rating combines results from the **Quality Review** and **NYC School Survey**.

Quality Review

How well do teachers work with each other?



How well are teachers developed and evaluated?



*Quality Review ratings are from an experienced educator who visited and evaluated the school **March 2017**.*

Read the complete [Quality Review Report \(PDF\)](#)

(http://nycenet.edu/OA/SchoolReports/2016-17/Quality_Review_2017_M015.pdf).

School Survey

92% responded positively to questions about Collaborative Teachers

District 01: 88%

City: 86%

Selected Questions about Collaborative Teachers

92% of teachers say that they design instructional programs (for example, lessons and units) together

City: 92%

100% of teachers say that they had opportunities to work productively with colleagues at their school on professional development

City: 88%

92% of teachers say that teachers feel responsible that all students learn

City: 89%

Survey Response Rates

Teachers: 100% (25 surveys submitted)

Parents: 75% (112 surveys submitted)

Find more survey questions in the [School Quality Guide](#) (tools.nycenet.edu/guide/2018/#dbn=01M015&report_type=EMS).

Supportive Environment

Overall Rating for Supportive Environment

Excellent



The **Supportive Environment** rating looks at how well the school establishes a culture where students feel safe, challenged to grow, and supported to meet high expectations.

This section rating takes into account **Quality Review**, the **NYC School Survey**, and moving students with special needs to **less restrictive environments**, as well as chronic absenteeism.

Quality Review

How clearly are high expectations communicated to students and staff?



How safe and inclusive is the school?



*Quality Review ratings are from an experienced educator who visited and evaluated the school **March 2017**.*

Read the complete [Quality Review Report \(PDF\)](http://nycenet.edu/OA/SchoolReports/2016-17/Quality_Review_2017_M015.pdf) (http://nycenet.edu/OA/SchoolReports/2016-17/Quality_Review_2017_M015.pdf).

Less Restrictive Environment

Movement of students with special needs to less restrictive environments



School Survey

82% responded positively to questions about Supportive Environment
District 01: 83%
City: 82%

Selected Questions about Supportive Environment

100% of pre-k through 5 teachers say that students are safe in the hallways, bathrooms, locker rooms, and cafeteria of their school
City: 95%

88% of teachers say that adults at their school teach students how to advocate for themselves
City: 85%

76% of pre-k through 5 teachers say that students feel it is important to come to school every day
City: 88%

Effective School Leadership

Overall Rating for Effective School Leadership

Excellent



The **Effective School Leadership** rating looks at how well school leadership inspires the school community with a clear instructional vision and effectively distributes leadership to realize this vision.

This section rating combines results from the **Quality Review** and **NYC School Survey**.

Quality Review

How well are resources aligned to instructional goals?



How well does the school meet its goals?



How well does the school make decisions?



*Quality Review ratings are from an experienced educator who visited and evaluated the school **March 2017**.*

Read the complete [Quality Review Report \(PDF\)](http://nycenet.edu/OA/SchoolReports/2016-17/Quality_Review_2017_M015.pdf) (http://nycenet.edu/OA/SchoolReports/2016-17/Quality_Review_2017_M015.pdf).

School Survey

94% responded positively to questions about Effective School Leadership
District 01: 89%
City: 86%

Selected Questions about Effective School Leadership

100% of teachers say that the principal communicates a clear vision for this school
City: 89%

96% of teachers say that curriculum, instruction, and learning materials are well coordinated across different grade levels
City: 84%

95% of families feel that the principal works to create a sense of community in the school
City: 95%

Survey Response Rates

Teachers: 100% (25 surveys submitted)
Parents: 75% (112 surveys submitted)

Find more survey questions in the [School Quality Guide](http://tools.nycenet.edu/guide/2018/#dbn=01M015&report_type=EMS) (tools.nycenet.edu/guide/2018/#dbn=01M015&report_type=EMS).

Strong Family-Community Ties

Overall Rating for Strong Family-Community Ties

Good



The **Strong Family-Community Ties** rating looks at how well the school forms effective partnerships with families and outside organizations to improve the school.

This section rating combines results from the **Quality Review** and **NYC School Survey**.

Quality Review

How well does the school partner with families?



*Quality Review ratings are from an experienced educator who visited and evaluated the school **March 2017**.*

Read the complete [Quality Review Report \(PDF\)](http://nycenet.edu/OA/SchoolReports/2016-17/Quality_Review_2017_M015.pdf) (http://nycenet.edu/OA/SchoolReports/2016-17/Quality_Review_2017_M015.pdf).

School Survey

94% responded positively to questions about Strong Family-Community Ties
District 01: 95%
City: 93%

Selected Questions about Strong Family-Community Ties

- 93%** of families say that school staff regularly communicate with them about how families can help their child learn
City: 93%
- 94%** of families say that they have communicated with their child's teacher about their child's performance
City: 93%
- 100%** of teachers say that teachers at this school work closely with families to meet students' needs
City: 97%

Trust

Overall Rating for Trust

Good



The **Trust** rating looks at whether relationships between school leaders, teachers, students, and families are based on trust and respect.

The overall section rating is based on **NYC School Survey** responses.

School Survey

94% responded positively to questions about Trust
District 01: 92%
City: 90%

Selected Questions about Trust

- 96%** of teachers say that they trust the principal
City: 81%
- 96%** of teachers say that they trust each other
City: 84%
- 94%** of families say that school staff work hard to build trusting relationships with families like them
City: 94%

Survey Response Rates

Teachers: 100% (25 surveys submitted)
Parents: 75% (112 surveys submitted)

Find more survey questions in the [School Quality Guide](http://tools.nycenet.edu/guide/2018/#dbn=01M015&report_type=EMS) (tools.nycenet.edu/guide/2018/#dbn=01M015&report_type=EMS).

Looking for more?

- Find the full set of survey questions and responses in the [School Quality Guide](http://tools.nycenet.edu/guide/2018/#dbn=01M015&report_type=EMS) (tools.nycenet.edu/guide/2018/#dbn=01M015&report_type=EMS). Also check the Guide for more about school demographics and student achievement.
- Read the complete [Quality Review Report \(PDF\)](http://www.nycenet.edu/OA/SchoolReports/2016-17/Quality_Review_2017_M015.pdf) (www.nycenet.edu/OA/SchoolReports/2016-17/Quality_Review_2017_M015.pdf).
- Find [kindergarten admissions information](http://schools.nyc.gov/enrollment/enroll-grade-by-grade/kindergarten) (schools.nyc.gov/enrollment/enroll-grade-by-grade/kindergarten).
- Multi-year performance data is available on the [School Performance Dashboard](http://tools.nycenet.edu/dashboard/#dbn=01M015&report_type=EMS) (tools.nycenet.edu/dashboard/#dbn=01M015&report_type=EMS).